



Sustainability Report 2022

Safe, Circular
& Responsible

Table of Contents

Letter from our CEO	2
Q&A with our VP of Sustainability	3
Our Profile	4
Our Sustainability Goals	5
Our Products	6
Product Circularity	6
Cradle to Cradle	7
Our People	9
Worker Safety	9
Inclusion & Diversity	10
Our Planet	11
Energy	11
Climate	12
Water	13
Waste	14
Our Data Summary	15

Letter from our CEO

“We take responsibility for reducing our environmental footprint and promoting sustainability in all aspects of our business.”



Intertape Polymer Group (IPG) is a leader in providing packaging and protective solutions. We strive to lead in sustainability, reducing our carbon footprint and designing and delivering sustainable products that meet our customers' needs.

2022 was a transformative year for IPG, going from a public to a privately held company. In June, IPG was acquired by an affiliate of Clearlake Capital Group, L.P. I joined IPG in November as the new CEO, and renewed our commitment to sustainability including the CEO Water Mandate, CEO Action for Diversity and Inclusion (CEO Action Pledge), and the CEO statement of continued support for the United Nations Global Compact (UNGC). In doing so, I demonstrated my commitment to continue to lead IPG in the spirit of "doing the right thing." I also signed the U.S. Department of Energy (DOE) Better Climate Challenge, a new commitment for IPG to set ambitious greenhouse gas reduction goals and to do our part to meet the urgent call to mitigate the impacts of climate change.

This report details IPG's commitments, actions, and progress focused on our products,

people, and the planet. We continue to share our scorecards and formal commitments to offer transparency to our employees, customers and other stakeholders. We embrace the concept of doing better wherever we can while also reducing the negative aspects and impacts associated with our business operations. We are committed to reducing our environmental footprint, promoting sustainability in all aspects of our business, and providing all our employees with a safe and healthy working environment that respects inclusion and diversity (I&D).

I am proud of the progress we are making toward our commitments, but there is always more to do. We remain committed to reducing our environmental impact, supporting our employees and communities, and delivering sustainable products to our customers.

Thank you for your continued support and partnership as we strive to leave a positive footprint on the planet.

Sincerely,

A handwritten signature in black ink, appearing to read "Peter Durette". The signature is fluid and cursive, written over a white background.

Peter Durette
CEO, IPG

Our Profile

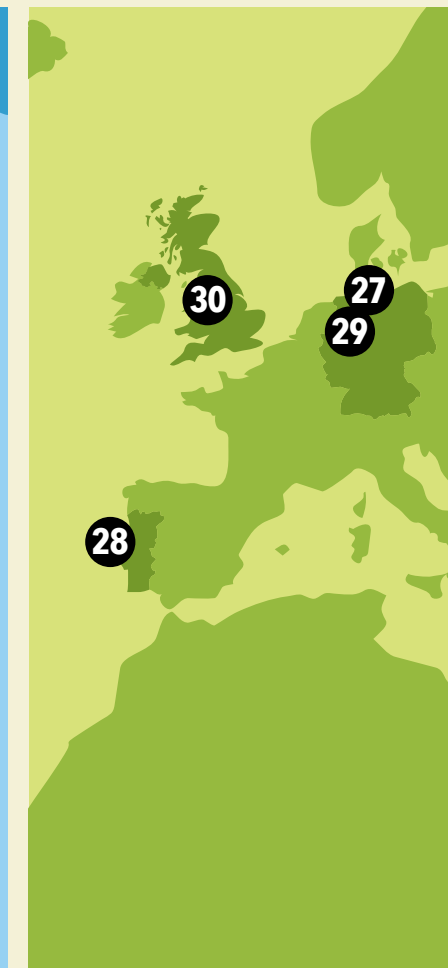
IPG is a global provider of packaging and protective solutions across a diversified set of geographies and end-markets. Our company develops, manufactures, and sells a variety of solutions including paper and film-based pressure-sensitive and water-activated tapes, stretch and shrink films, protective packaging, woven and non-woven products and packaging machinery.

We have embraced sustainability as a key strategy for achieving our vision and mission and as a primary driver of operational excellence and doing what is right for our employees and communities.



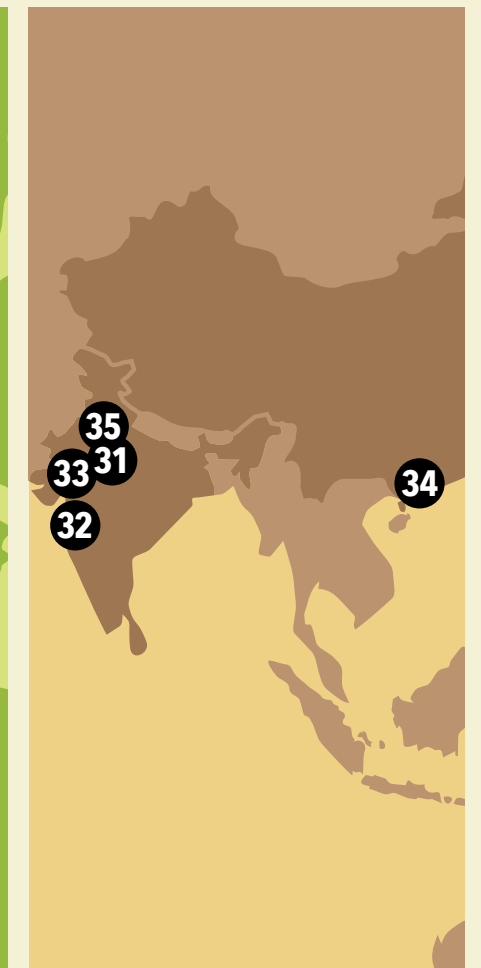
North America

- | | | |
|-----------------------|----------------------|-----------------------|
| 1. Ansonia, CT ■ | 11. Corona, CA ● | 20. Salisbury, NC ● |
| 2. Atlanta, GA ● | 12. Cornwall, ON ● | 21. Sarasota, FL ★ |
| 3. Bardstow, KY (2) ● | 13. Danville, VA ●▲ | 22. Schaumburg, IL ■ |
| 5. Blythewood, SC ● | 14. Delta, BC ● | 23. Springfield, OH ● |
| 6. Brighton, CO ● | 15. Everetts, NC ● | 24. Toronto, ON ● |
| 7. Carbondale, IL ● | 16. Marysville, MI ● | 25. Tremonton, UT ● |
| 8. Carlstadt, NJ ● | 17. Menasha, WI ● | 26. Truro, NS ● |
| 9. Carrollton, TX ● | 18. Midland, NC ● | |
| 10. Chicago, IL ● | 19. Montreal, QC ☆ | |



Europe

- | |
|--------------------------|
| 27. Flensburg, Germany ▲ |
| 28. Porto, Portugal ● |
| 29. Soest, Germany ● |
| 30. Widnes, UK ● |



Asia

- | |
|----------------------------|
| 31. Chopanki, India ● |
| 32. Daman, India ● |
| 33. Dahej, India ● |
| 34. Jiangmen City, China ● |
| 35. Karoli, India ● |

● Manufacturing	■ Machine Assembly	▲ Distribution
☆ Administrative Office	★ Corporate Headquarters	

Our Sustainability Goals

IPG stewards our environment, provides a safe workplace for IPG employees and manufactures quality products in a responsible manner.

OUR PRODUCTS

75%

of packaging products manufactured by IPG, by revenue, will be recyclable, reusable, or compostable by 2025 and 100% by 2030

75%

of products manufactured by IPG, by revenue, will be Cradle to Cradle Certified by 2025

OUR PEOPLE

SAFETY

Above all else.

INCLUSION & DIVERSITY

- ❖ Our workforce will reflect the demographics in the communities in which we operate by 2030
- ❖ We will meet our commitments under the CEO Action Pledge

OUR PLANET

ENERGY & CLIMATE

- ❖ Obtain 50% of our energy from renewable sources by 2030
- ❖ Reduce energy intensity by 2.5% per year and CO2 emissions by 3% per year
- ❖ Be net-zero carbon by 2040 as part of The Climate Pledge
- ❖ Reduce portfolio-wide Scope 1 and 2 greenhouse gas emissions by at least 50% by 2032

WATER

Reduce water withdrawal by 2.5% per year, and meet our commitments as signatories to the CEO Water Mandate

WASTE

Divert at least 90% of solid waste headed to landfills and incineration from our manufacturing facilities, to enable all manufacturing facilities to be TRUE Zero Waste Certified, by 2030

Our Products

Product Circularity

“We are improving our product designs to use safe and circular raw materials...at the end of one use, our product can be used as a raw material for another.”

Single-use plastics that end up in the waste stream are a problem we can help address.

Our Commitment

75% of packaging products manufactured by IPG, by revenue, will be recyclable, reusable, or compostable by 2025 and 100% by 2030.


Our Actions

We are working on redesigning our industrial processes, to reflect more circular technical and biological cycles. We are improving our product designs to use safe and circular raw materials so that at the end of one use, our product can be used as a raw material for another.

In 2022, we opened a facility in the UK dedicated to the production of our Curby Mailer™ and acquired a recyclable shrink film manufacturing plant in Everetts, NC which increases our recyclable product capacity. We continue to seek ways to drive demand for recycling by including post-consumer recycled content in our products. We successfully recertified reprocessed plastic at our Tremonton, UT plant as pre-consumer recycled material. Lastly, we continued researching ways to recycle some hard-to-recycle plastic packaging products, such as plastic carton sealing tape.

Our Progress

In 2022, 65% of packaging products manufactured by IPG, by revenue, were recyclable, reusable, or compostable.



RECOGNITION



IPG was recognized as an Association of Plastic Recyclers (APR) Demand Champion in 2022, for the third year in a row. The APR Recycling Demand Champions Campaign helps drive investment and increase PCR resin supply. To qualify, IPG must increase its use of post-consumer recycled resin year over year.

Our Products

Cradle to Cradle

“IPG demonstrates continuous improvement over time by earning and maintaining certification...”

The building blocks used in our products must fit into the circular economy of the future.

Our Commitment

75% of the products manufactured by IPG, by revenue, will be Cradle to Cradle Certified by 2025.

Our Actions

In 2022, we continued our efforts to integrate Cradle to Cradle Certification criteria into our new product development and procurement processes, assessing inputs used in manufacturing IPG products and prioritizing optimization opportunities in close collaboration with our vendors and suppliers.

The Cradle to Cradle Certified Product Standard requires that a product meet performance criterion in five categories (see diagram). IPG demonstrates continuous improvement over time by earning and maintaining certification based on ascending performance levels and requiring certification renewal every two years. Products can be certified as Bronze, Silver, Gold, or Platinum. Over time, more sustainable options such as renewable or natural materials, and renewable energy replace less sustainable options, including nonrenewable or harmful materials, and fossil fuel-based energy use.

Our Progress

In 2022, we added four new product certifications, including our first Gold level certification, significantly expanding the list of IPG products that have achieved certification (see next page). Together, our certified products represented 58% of total IPG sales in 2022, up from 50% in 2021.

CRADLE TO CRADLE CERTIFIED PRODUCTS PROGRAM

Cradle to Cradle Certified is the global standard for products that are safe, circular and responsibly made.

Leading brands, retailers, designers and manufacturers across the value chain rely on the Cradle to Cradle Certified Product Standard to ensure the impact of their products on people and planet is a positive one. For more than a decade, Cradle to Cradle Certified has been helping companies to innovate and optimize materials and products according to the world’s most advanced science-based measures.

Cradle to Cradle Certified assesses the safety, circularity and responsibility of materials and products across five categories of sustainability performance:



MATERIAL HEALTH

Ensuring materials are safe for humans and the environment



PRODUCT CIRCULARITY

Enabling a circular economy through regenerative products and process design



CLEAN AIR & CLIMATE PROTECTION

Protecting clean air, promoting renewable energy, and reducing harmful emissions



WATER & SOIL STEWARDSHIP

Safeguarding clean water and healthy soils

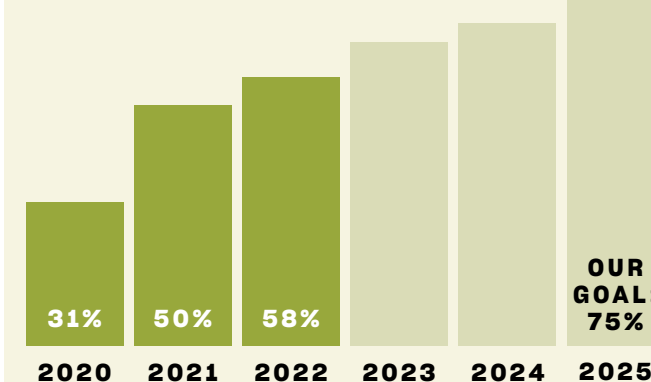


SOCIAL FAIRNESS

Respecting human rights and contributing to a fair and equitable society

Source: Certified Products Program

% OF REVENUE FROM CERTIFIED PRODUCTS



Our Products

Our Cradle to Cradle Certified Products

Our Sustainable Product Design and Development Vision Statement guides us to investigate and improve the social and environmental impact across the lifecycle of all products, and to design products to facilitate positive impacts through the entire value chain.



PRODUCTS NEWLY CERTIFIED IN 2022

<p>GOLD</p>  <p>PAPERSPACE™ X-FILL™</p>	<p>BRONZE</p>  <p>MASKING TAPE</p>	<p>BRONZE</p>  <p>FLATBACK TAPE</p>	<p>BRONZE</p>  <p>POLYETHYLENE TAPE</p>
--	---	--	--

PRODUCTS PREVIOUSLY CERTIFIED

<p>SILVER</p>  <p>CURBY® FRAGILE WRAP</p>	<p>SILVER</p>  <p>CURBY MAILER™</p>	<p>SILVER</p>  <p>EXLFILMPLUS® PERFORMANCE SHRINK FILMS</p>	<p>SILVER</p>  <p>SUPERFLEX® & STRETCHFLEX® STRETCH FILMS</p>
<p>SILVER</p>  <p>HOT MELT CARTON SEALING TAPE</p>	<p>BRONZE</p>  <p>ACRYLIC CARTON SEALING TAPE</p>	<p>BRONZE</p>  <p>WATER-ACTIVATED TAPE</p>	<p>BRONZE</p>  <p>NOVASHIELD® STRUCTURE MEMBRANE</p>

Our People

Worker Safety

“We completed approximately 15,000 safety contacts in 2022.”



Safety is not a priority; it is a value. Priorities change, but values do not.

Our Commitment

Safety above all else

Our Actions

In 2022, we continued infusing traditional safety management system elements into our focused safety management system. Grounded by our updated *Corporate Health and Safety Policy*, the revised safety management system integrates IPG systems with ANSI Z10 safety management system elements.

We rolled out strategic safety Key Performance Indicators (KPIs) focusing on leadership, engagement, and risk reduction. Our leadership KPIs focus on measuring daily safety walks and safety contacts. Engagement is tracked through safety communication meetings and safety pillar meetings, and risk reduction KPIs include incidents closed, action item completion, risk assessments, and corporate safety assessments. Individual facility objectives continued to focus on hazard identification and reduction, employee training, and risk assessment. Site metrics included various leading and lagging indicators, which are reported and communicated monthly.

We also updated our safety assessment process, and reinitiated the performance of in-person safety assessments at our sites. Our goal is to continually improve each site's safety score. Additionally, we continue to focus on pedestrian and mobile equipment safety with standardization and risk reduction.



Workers at our Atlanta, GA facility know that teamwork is the key to putting safety above all else.



Formal safety walks are completed each day by teams such as this group at our Midland, NC facility.

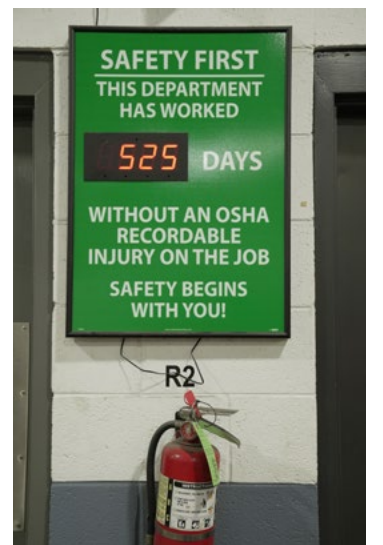
Our Progress

We completed approximately 15,000 safety contacts in 2022. Additionally, each site does a formal safety walk every day. The total case incident rate declined from 1.8 in 2021 to 1.7 in 2022.

TOTAL CASE INCIDENT RATE (TCIR)

YEAR	TCIR+
2022	1.7
2021	1.8
2020	1.9

+ INCLUSIVE OF HOURS WORKED BY BOTH EMPLOYEES AND WORKERS WHO ARE NOT EMPLOYEES BUT WHOSE WORK/WORKPLACE IS CONTROLLED BY THE ORGANIZATION. RATES ARE CALCULATED ON 200,000 HOURS WORKED.



Our People

Inclusion & Diversity

“Our approach... considers our employees and the growing diversity in our communities...”

A respectful and equitable workplace is where all work well together.

Our Commitment

Our workforce will reflect the demographics in the communities in which we operate by 2030 and we will meet our commitments under the CEO Action Pledge.

Our Actions

Aligned with our corporate values, our approach to inclusion and diversity considers our employees and the growing diversity in our communities and global marketplace. Our People & Communities SVN, whose mission is to align IPG's activities to create a better future for our people and communities, drives these efforts.

In 2022, our CEO renewed the pledge of IPG's commitment to I&D by signing the CEO Action for Diversity & Inclusion™, the largest CEO-driven business commitment to advance I&D in the workplace. As part of our commitment to meet this pledge, IPG worked with a leading minority owned consulting firm to provide facilitated unconscious bias training sessions throughout the year. Our aim is that all people leaders will complete training and a management development program centered on I&D by 2025. All employees will complete the training by 2030.

Our community stewardship efforts continued as facilities engaged in local philanthropic efforts focusing on children and wellness. We are taking actions to understand the updated Cradle to Cradle Certification Social Fairness component requirements and how IPG can study community demographics to establish metrics for our goal around workforce diversity reflective of the community.



Commitment to our communities often goes hand in hand with environmental stewardship as employees in Carbondale, IL complete an Earth Day clean-up project, *above and right*.

260 LEADERS

participated in unconscious bias training sessions, more than the target of 200 leaders.

IPG is a minority-owned business. IPG's parent company, Clearlake Capital Group, is nationally certified by the Southern California Minority Supplier Development Council, which is part of the National Minority Supplier Development Council.

Our Progress

In 2022, we accomplished our corporate goal for training in inclusivity and diversity by our top 200 people leaders.



Employees at our Blythewood, SC facility help to create a respectful and equitable work environment.



Employees at our facility in Chicago plant trees for a better future for all.

Our Planet

Energy

“Our Sustainability Pillar Team identifies projects, provides a forum for identifying best practices, and measures progress.”

Reducing non-renewable and overall energy use will help us reduce emissions.

Our Commitment

To obtain 50% of our energy from renewable sources by 2030 and reduce energy intensity by 2.5% per year.

Our Actions

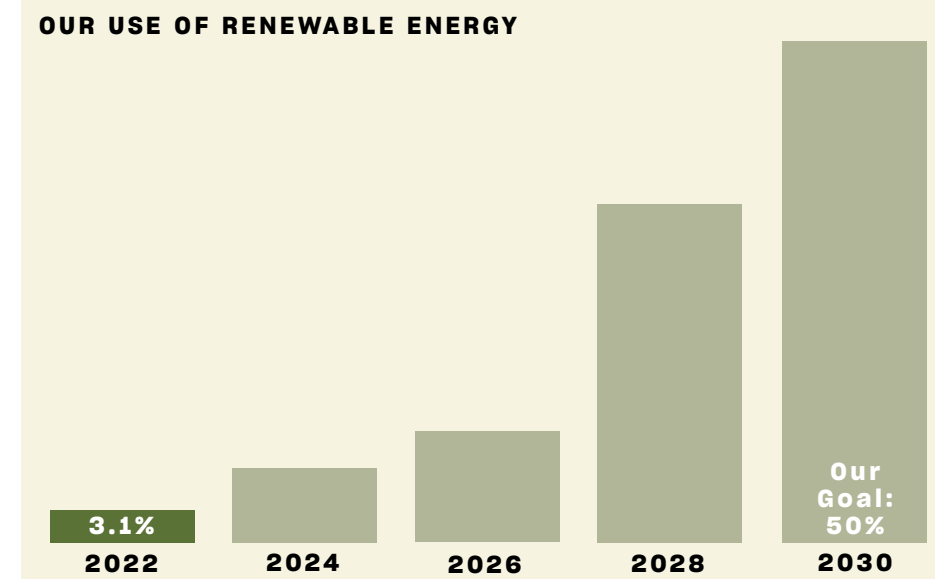
We created a roadmap to help us meet our renewable energy goal, and established a new baseline for our energy intensity reduction goal, due to recent acquisitions. IPG's Energy Action Plan tracks projects to help us meet our energy use reduction goals. Our Sustainability Pillar Team identifies projects, provides a forum for identifying best practices, and measures progress. In 2022, we expanded our practice of conducting energy treasure hunts, which continue to identify energy savings opportunities across our sites. Additionally, two of our plants, Blythewood, SC and Tremonton, UT, received ISO 50001 certification, joining our Danville, VA and Truro, NS facilities, certified in 2020 and 2021.

Our Progress

We realized a slight improvement in renewable energy percentages in 2022, in part due to the renewable energy use at our Marysville, MI site. Renewable energy use increased to 3.1% of our total energy use. Energy intensity fell from 6.02 in 2021 to 5.87 in 2022, a (3)% change, exceeding our 2.5% goal.



The solar field at our Portugal facility contributes to our efforts to obtain energy from renewable sources.



IPG earned the 2023 Energy Star Partner of the Year Sustained Excellence for the 8th time.



Our plant in Carbondale, IL achieved the ENERGY STAR Challenge for Industry for the 6th time this year.



Furthermore, IPG received the Better Plants Challenge Award from the US Department of Energy for reducing its energy intensity by 38% since 2014, surpassing its goal of 25%.

Our Planet

Climate

“We became signatories to the DOE Better Climate Challenge, adding to our prior commitments.”

Reaching net-zero carbon emissions by 2050 is necessary to keep global temperature rise below 1.5°C.

Our Commitment

Reduce CO2 emissions by 3% per year; be net carbon zero by 2040 as part of The Climate Pledge, and reduce portfolio-wide Scope 1 and 2 greenhouse gas emissions by at least 50% by 2032.

Our Actions

In 2022, we became signatories to the DOE Better Climate Challenge, adding to our prior commitments. This supports and reinforces our partnership with CEBA, the Clean Energy Buyers Association, a group of large, clean energy buyers, energy providers, and service providers working with non-governmental organization partners to unlock the marketplace for nonresidential energy buyers, and enables a more rapid transition to a zero-carbon energy future. Our work to meet these commitments is ongoing.

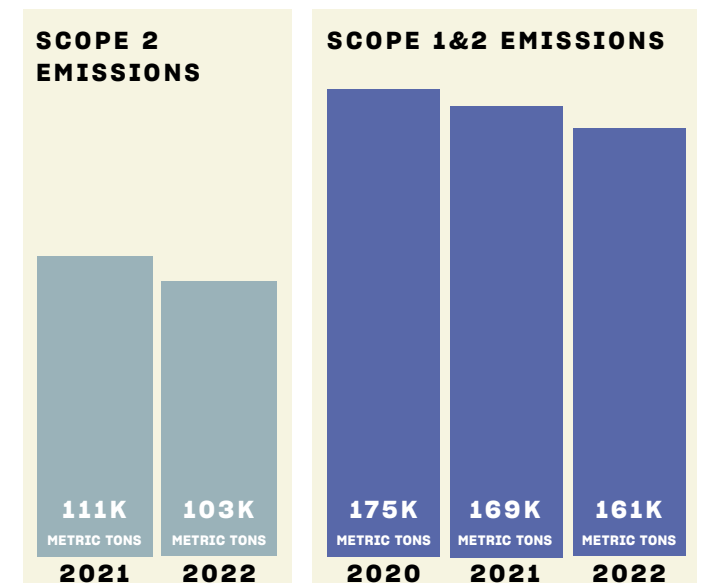
We continue to report to the CDP, and received a score of B on our latest submission. For our commitment to science-based targets, we began the effort to gain certification of our targets, which we anticipate receiving this year. We also continued to make progress on understanding and quantifying our Scope 3 emissions. Previously unreported sources have been identified and added to our energy use data, which will enable us to start reporting our Scope 3 emissions next year.



Our Dahej, India facility realized significant CO2 emissions reductions by replacing fuel oil with natural gas.

Our Progress

In 2022, our Scope 1 emissions increased by 2%, while our Scope 2 emissions decreased from 111,624 metric tons in 2021, to 102,880 metric tons in 2022, or (8)%. Collectively, our Scope 1 and Scope 2 carbon emissions decreased by over 7,700 metric tons, or (5)%, against our annual goal of 3%.



Our Planet

Water

“Some of our larger-scale plants have implemented water conservation efforts and successfully lowered their water usage.”

Water scarcity is becoming a bigger problem in many parts of the world.

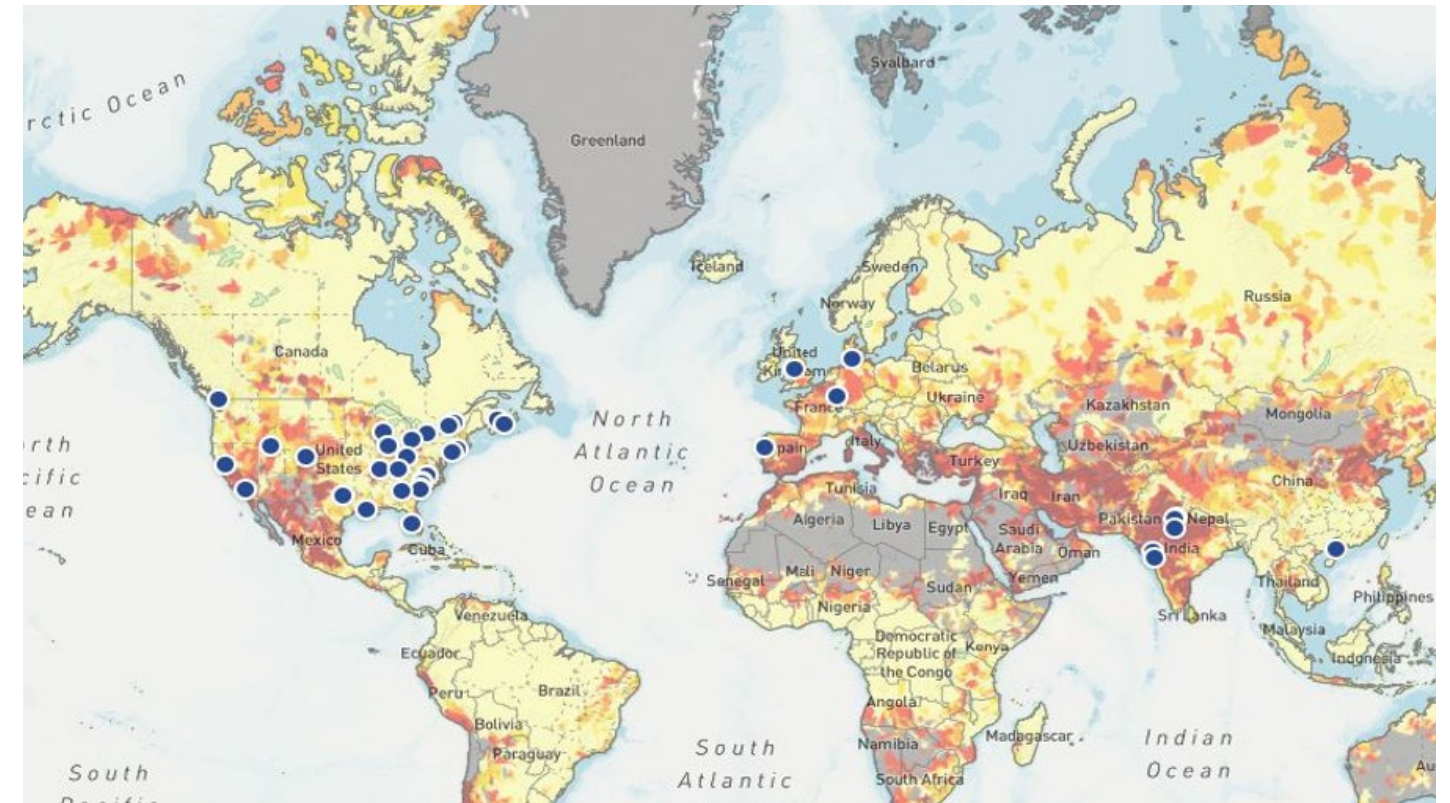
Our Commitment

Reduce water withdrawal by 2.5% per year, and meet our commitments as signatories to the CEO Water Mandate.

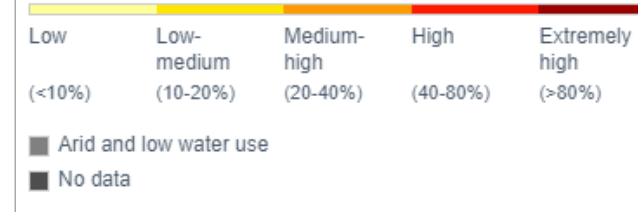
Our Actions

A water risk analysis conducted by IPG in 2020 determined that seven of our operating facilities were in parts of the world considered to be at high or extremely high-water risk. As signatories to the CEO Water Mandate, we have committed to continuous progress against six core elements of water stewardship, including direct operations, supply chain and watershed management, collective action, public policy, community engagement, and transparency.

IPG's Water Conservation Team, made up of various plants in water-stressed basins, and joined by our Marysville, MI and Carbondale, IL locations, is focused on identifying and implementing water use reduction projects. Some of our larger-scale plants have implemented water conservation efforts and successfully lowered their water usage, including one chiller project at our Truro, NS facility that reduced water withdrawal at the site. In addition, the Carbondale facility installed a utility metering system that allowed the plant to save over 2.1 million gallons of water in 2022. Furthermore, IPG conducted employee training focused on water conservation at our facilities in Asia, among others.



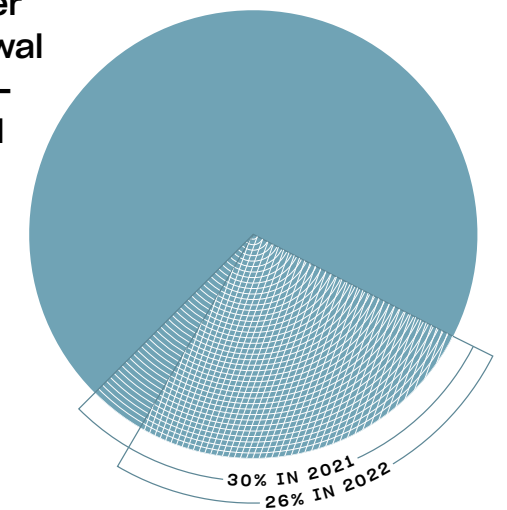
Water-stressed Regions



Our Progress:

For 2022, overall water withdrawal was essentially flat, and water use in water-stressed areas went down. At the end of 2022, total water withdrawal increased by <1% over 2021, while water withdrawal in water stressed regions decreased to 26% from 30% in 2021.

Our Water Withdrawal in Water-stressed Regions



Our Danville, VA site joined the Dan River Basin Foundation (DRBA), whose mission is to protect and preserve the natural and cultural resources of the Dan River watershed through recreation, education, and stewardship. DRBA helped the Danville plant conduct a cleanup of the campus for Earth Day. In addition, DRBA conducted training for IPG employees on how to conduct water quality testing along the Dan River. Our Danville site regularly engages with community groups that share a concern for waterways, including the Pittsylvania County Service Authority.

Our Planet

Waste

“IPG is identifying waste diversion and reuse opportunities, and providing a forum for identifying best practices and measuring progress towards achieving the zero waste goals.”

Eliminating the concept of waste is essential for a true circular economy.

Our Commitment

Divert at least 90% of solid waste headed to landfills and incineration from our manufacturing facilities to enable all manufacturing facilities to be TRUE Zero Waste Certified by 2030.

Our Actions

Our Zero Waste Policy supports our Operational Footprint SVN’s mission to eliminate the concept of waste, by changing how materials flow through society to ensure that everything becomes a resource for something else. IPG is identifying waste diversion and reuse opportunities, and providing a forum for identifying best practices and measuring progress towards achieving the zero waste goals. Progress towards our zero waste goal is being driven in part by our participation in the TRUE Zero Waste program, a whole systems approach administered by Green Business Certification Inc., aimed at changing how materials flow through society. The TRUE Zero Waste pilot program at our Regional Distribution Center in Danville, VA, was pre-certified in 2022, with certification expected in 2023. We expanded the program to our protective packaging manufacturing facilities and our manufacturing facility in Danville, VA in 2023. Our waste diversion data is displayed in the table to the right.



Our Danville, VA distribution center completed a “dumpster dive” in June 2022 to review materials that could be recycled.



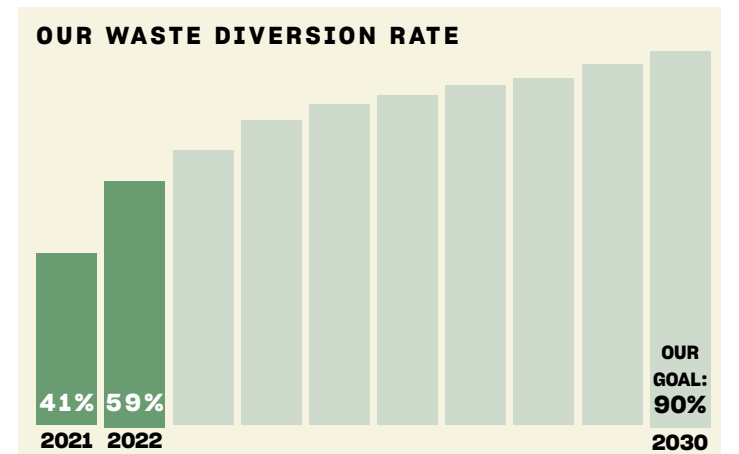
Our Tremonton, UT facility achieved a diversion rate of 86% in 2022.



Employees at Karoli, India complete projects that leverage best practices to successfully divert waste that would otherwise head to landfills.

Our Progress

At the end of 2022, IPG’s diversion rate was 59%, up from 41% in 2021, an increase of 18%. Our facilities in Porto, Portugal, Truro, Nova Scotia, Danville, VA, Brighton, CO, Tremonton, UT and throughout India are primarily responsible for the success of the increased diversion rate.



Our Data Summary

* Data validated by an independent third party. See our website for further details. <https://www.itape.com/SustainabilityDocuments>

Data not previously reported are noted as "--". Except where otherwise indicated, for all amounts presented in this report, including tabular amounts numbers are rounded whole numbers and ratios and percentages are calculated based on unrounded numbers.

Throughout this report we reference "Cradle to Cradle Certified®" and "Cradle to Cradle®". Cradle to Cradle Certified® is a registered trademark of the Cradle to Cradle Products Innovation Institute. Cradle to Cradle® is a registered trademark of MBDC, LLC."

SECTION	GRI INDICATOR	DESCRIPTION	2022	2021	2020
Our Products		Percent of the products manufactured by IPG, by revenue, that are Cradle to Cradle Certified	58%	50%	31%
Our Products		Percent of packaging products sales that are recyclable, reusable or compostable	65%	65%	51%
Our People		Total Case Incident Rate (TCIR)	1.7	1.8	1.9
Our People		Safety Contacts	15,000	--	--
Our Planet	302-3	Energy intensity ratio (gigajoule/metric ton)*	5.87	6.02	--
Our Planet		% Change in energy intensity (YOY)*	(3)%	--	--
Our Planet		Percentage renewable (including RECs)*	3.1%	0.7%	<1%
Our Planet	305-1	Scope 1 emissions (metric tons CO2e)*	58,237	57,256	49,051
Our Planet		% Change in Scope 1 emissions (YOY)*	2%	17%	23%
Our Planet	305-2	Scope 2 emissions, market based (metric tons CO2e)*	102,880	111,624	125,583
Our Planet	305-2	Scope 2 emissions location based (metric tons CO2e)*	100,589	--	--
Our Planet		% Change in Scope 2 market based emissions*	(8)%	(11)%	6%
Our Planet		Scope 1 and Scope 2 emissions (metric tons CO2e)*	161,117	168,880	174,634
Our Planet		% Change in Scope 1 and Scope 2 emissions*	(5)%	(3)%	--
Our Planet	305-4	Carbon intensity for Scope 1 and Scope 2 (metric tons CO2e / metric tons of production)*	0.503	0.541	--
Our Planet		Scope 3 emissions category 3 Fuel and Energy-Related Activities (metric tons CO2e)*	45,648	--	--
Our Planet		Scope 3 emissions category 5 Waste Generated in Operations (metric tons CO2e)*	10,662	--	--
Our Planet		Scope 3 emissions category 11 Use of Sold Products (metric tons CO2e)*	178,133	--	--
Our Planet		Scope 3 emissions category 12 End-of-Life Treatment of Sold Products (metric tons CO2e)*	124,514	--	--
Our Planet	306-3	Waste (metric tons)*	32,456	25,983	23,581
Our Planet		Hazardous Waste (metric tons)*	1,460	706	637
Our Planet		Non-hazardous Waste (metric tons)*	30,996	25,277	22,944
Our Planet	306-4	Waste diverted (% of total waste)	59%	41%	--
Our Planet	303-3	Water withdrawal (megaliters)*	479	477	533
Our Planet		Change in water withdrawal (YOY in megaliters)*	1.5	(56)	(36)
Our Planet		% Change in water withdrawal (YOY in megaliters)*	<1%	(11)%	(6)%
Our Planet		From surface water (megaliters)*	NA	NA	NA
Our Planet		From groundwater (megaliters)*	50	41	52
Our Planet		From seawater (megaliters)*	NA	NA	NA
Our Planet		From produced water (megaliters)*	NA	NA	NA
Our Planet		From third-party water (megaliters)*	428	436	481
Our Planet	303-3	Water withdrawal in water stressed regions (megaliters)*	124	145	116
Our Planet		% Water withdrawal in water stressed regions*	26%	30%	22%
Our Planet		Water consumption (megaliters)*	40	--	--
Our Planet		From surface water (megaliters)*	NA	--	--
Our Planet		From groundwater (megaliters)*	9	--	--
Our Planet		From seawater (megaliters)*	NA	--	--
Our Planet		From produced water (megaliters)*	NA	--	--
Our Planet		From third-party water (megaliters)*	30	--	--
Our Planet		% of water consumed in water Stressed regions (megaliters)*	<1%	--	--

