



NOVAWRAP ASPIRE BUILDING WRAP

Q & A



What is building wrap and why should I use NovaWrap Aspire?

A building wrap like NovaWrap Aspire is a critical element in the **building envelope system** which is the physical separation between the interior and exterior of a building, just like a jacket provides you protection on a wet or windy day. Installed behind the exterior cladding, NovaWrap Aspire **reduces both air and water infiltration** into the building envelope **preventing drafts and water damage**.



The material science of the coating enables NovaWrap Aspire to be breathable, allowing water vapor to escape should it get into a wall system, but still act as a barrier against air infiltration. NovaWrap Aspire can **protect** against water damage, enhance **energy efficiency**, increase **home comfort** and **reduce building maintenance**.

Unlike Grade D or felt building papers, NovaWrap Aspire does **not absorb water**, is **much stronger**, and is **UV resistant**.



How does NovaWrap Aspire compare to the competition?

Four components are key to the optimal building wrap:

- durability
- air resistance
- water resistance
- vapor permeability



In lab conditions, but more importantly on the job-site for close to a decade, NovaWrap Aspire has proven to surpass the competition in all of these key areas.

1. Superior STRENGTH & DURABILITY

The durable design of NovaWrap Aspire provides a **puncture resistance** that is 2X stronger than the competition, so it stands up against nails pulling through the building wrap under wind and tension on the construction site. In-plane **tear resistance**, measured by trapezoidal tear test, takes place when a building wrap is attached to a wall and subjected to tearing in the plane of the wall. NovaWrap Aspire is more than **4X stronger** than competition and performs in the lab and in the field.

2. Lowest AIR LEAKAGE rate

Preventing air leakage is key to energy efficiency. NovaWrap Aspire has, by far, the lowest air leakage rate on the market, as determined by the Canadian Construction and Materials Center (CCMC). By enabling the wall cavity to breathe in a controlled manner to avoid excessive air movement, NovaWrap Aspire **enhances the energy efficiency** of a home, ultimately saving the homeowner hard earned dollars and creating a more comfortable living environment.

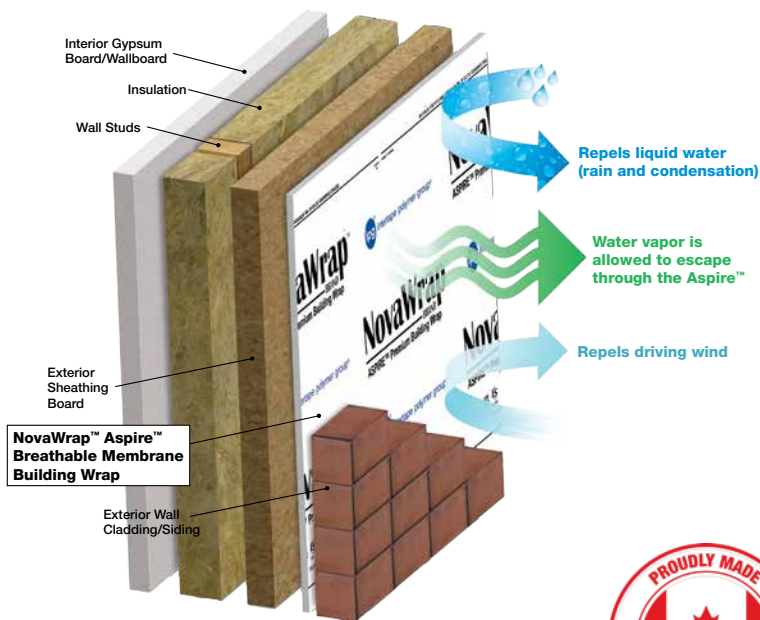
3. Superior WATER HOLD OUT

It is inevitable that wind-driven rain or other sources of liquid water will infiltrate the exterior cladding. It is vital that the building wrap act as a secondary barrier to **prevent the infiltration of liquid water** into the wall cavity to reduce costly damage from rot and degradation.

NovaWrap Aspire's unique coating makes it a **leader in liquid water holdout** and due to its strength in the field, rips and tears are not an issue adding that extra level of water resistance to the wall cavity.

4. Optimal VAPOR PERMEANCE

A building wrap must breathe to ensure moisture vapor does not become trapped in a wall cavity. NovaWrap Aspire has a balanced vapor permeance with a perm rating of 11, ensuring that any moisture that may be within the wall cavity can escape.



Plus, Made in CANADA

NovaWrap Aspire was **developed and is manufactured** by Intertape Polymer Group in **Truro, Nova Scotia**. By controlling the design and manufacture of our products, you can rest assured that you are getting top quality product, and keeping important jobs in Canada.



What types of cladding can NovaWrap Aspire be used behind?

NovaWrap Aspire can be used behind all types of cladding, including brick, stucco, vinyl, cedar siding, metal and stone. Proper performance of NovaWrap Aspire is dependent on the ability of the façade to drain.

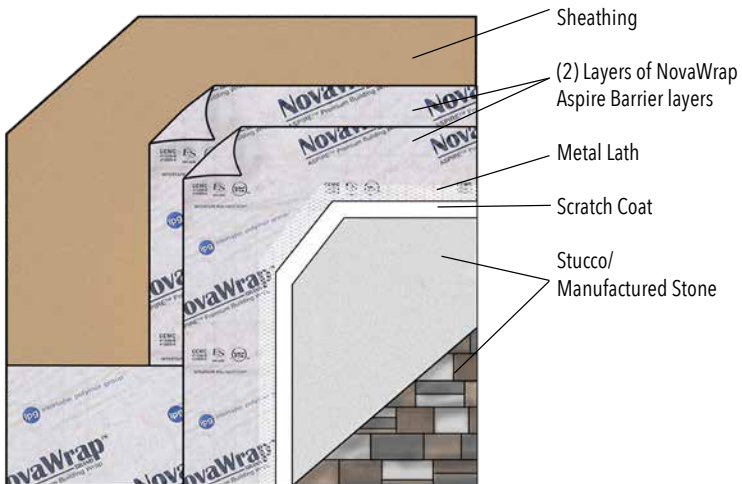
In general, a **10mm air space** is required between NovaWrap Aspire and the cladding, as per the 2010 National Building Code Article 9.27.3.3. Consider the following for special facades:

Stucco & Stone Veneer

Ensure **two layers of NovaWrap Aspire** are used behind stucco.

As per the 2012 International Building Code (Section 2510.6) and 2012 International Residential Code (Section R703.6.3), when stucco is installed over wood-based sheathing a “*water-resistive barrier with a performance at least equivalent to two layers of Grade D paper*” or a layer of water-resistive barrier separated from the stucco by an intervening layer is required. The **first layer** of NovaWrap Aspire acts as the **water and air resistive barrier** and lath is installed over the **intervening layer** which can be NovaWrap Aspire, a layer of Grade D building paper, felt, rigid foam board or paper backing of paper-backed lath.

Stone & Stucco Assembly



Brick

Brick facades require an **enhanced ventilated air space**, a minimum of one inch - between NovaWrap Aspire and the cladding.

This acts as an enhanced drainage plane if incidental moisture penetrates the brick, which aids in drying of the wall assembly.

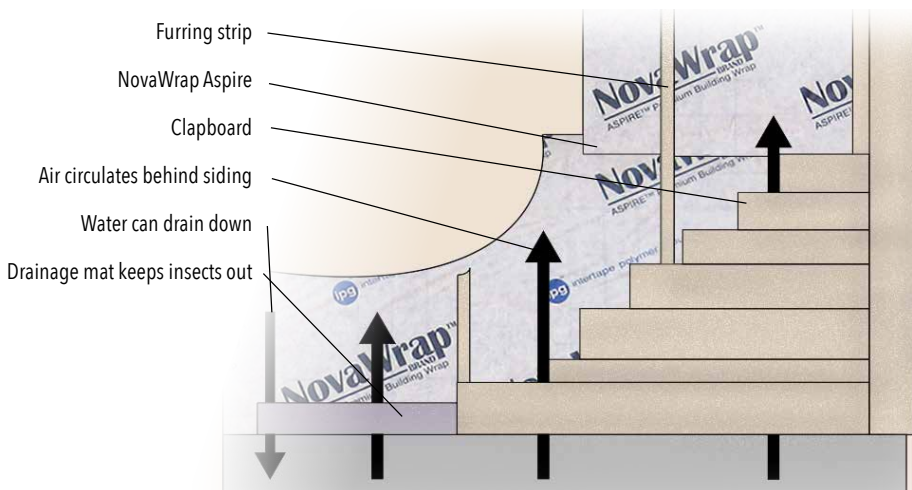
Vinyl and Aluminum Siding

Ensure a minimum **10mm air space** is created between NovaWrap Aspire and vinyl or aluminum siding, as per the National Building Code (Article 9.27.3.3).

Wood Siding

NovaWrap Aspire **does not react** with wood siding, always ensure the **wood siding manufacturer's instructions** are followed. As recommended by the Western Red Cedar Lumber Assoc. and the US Forest Product Laboratory, **wood siding shall be primed** on all six sides before installation.

In high exposure installations, enhanced drainage and water management may be provided by installing a **drainage mesh over the building wrap** or by creating a rainscreen cladding with a large air space behind the siding using **furring strips**.



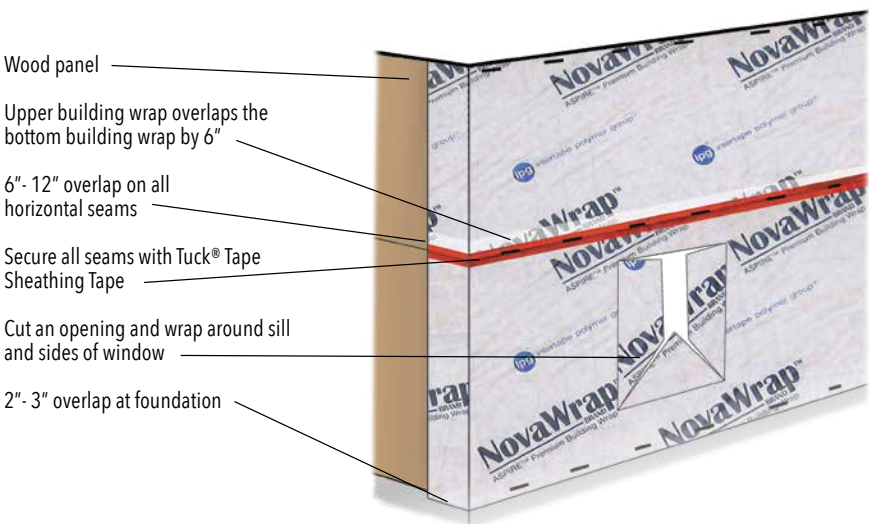
Do I need to tape the seams of NovaWrap Aspire?

In order to perform as an air and water barrier, all seams, overlaps and openings in NovaWrap Aspire need to be taped with an approved sheathing tape, Tuck® Tape Sheathing Tape. At window and door openings, NovaFlash Ultra SA should be used as a flashing material.

What type of fasteners should be used with NovaWrap Aspire?

NovaWrap Aspire must be fastened with **plastic-capped fasteners** with sufficient length to penetrate the stud framing or foam board. When installing over metal framing, use **capped screws with washers**. Fasteners should be spaced at maximum 32 inches (81 cm) on center (both vertically and horizontally).

Always **overlap in a shingling fashion** with material higher on the wall overlapping material lower on the wall. Horizontal overlaps should be at least 6 inches (150 mm) and vertical overlaps at least 4 inches (100 mm).



Can you install NovaWrap Aspire with print facing inward?

No, to get the proper bulk water holdout, NovaWrap Aspire must be installed with the printed side facing **outward**.

Is it necessary to remove old building paper or damaged building wrap before applying cladding?

If NovaWrap Aspire has been installed and exposed for longer than 6 months, it should be **removed and replaced** with new product, in order to ensure product strength, breathability and water holdout are optimal.

Old or damaged building paper or building wrap should also be removed prior to installing NovaWrap Aspire to ensure the wall cavity performs effectively.

How long can NovaWrap Aspire be exposed to UV before being covered by cladding?

NovaWrap Aspire is stabilized with respect to degradation from sunlight for six (6) months, but should not be left exposed to sunlight indefinitely. It is recommended that NovaWrap Aspire be covered with cladding and the wall cavity closed within 60 days of installation.

Can NovaWrap Aspire be used in commercial applications?

NovaWrap Aspire can be used in commercial applications as it is designed with extra strength and durability to enable it to withstand the extra wind loads experienced at six floors and below. NovaWrap Aspire meets the external test requirements of ASTM E1677, "Standard Specification for an Air Barrier (AIB) Material of System for Low-Rise Framed Building Walls".

Does NovaWrap Aspire have an R-Value?


NovaWrap Aspire does not have an R-value, but if properly installed, protects against the loss of R-value of the insulation. It has been shown that **walls without air barriers retain less than 40% of the original installed R-values.**

Is NovaWrap Aspire a vapor barrier?

NO, NovaWrap Aspire is **not a vapor barrier.** It is designed to allow moisture to pass through it in the form of vapor. Vapor barriers have little to no breathing capability.

Can NovaWrap Aspire be used as flashing?

No, NovaWrap Aspire should **not be used as flashing.** For optimal results, **NovaFlash Ultra SA** flashing should be used for complete protection from window and door water leaks. When installed on top of NovaWrap Aspire at window and door openings, it is designed to direct water to the building exterior instead of trapping it inside the wall cavity.





Is NovaWrap Aspire easy to handle on the jobsite?

An important feature of NovaWrap Aspire is how **quiet** it is once fastened to the wall. Unlike the **competition** that is known to **flap in the wind** and be very noisy during and after install, the soft, translucent construction of NovaWrap Aspire makes it **lightweight and quiet** to handle. The **translucent material** also enables fast and easy installation as studs and openings can be seen through the product.

The translucent nature of NovaWrap Aspire does not result in glare from the sun making it much easier on the eyes than some competition.

Is NovaWrap Aspire fire rated?

Yes, NovaWrap Aspire is Class A fire rated.



Is NovaWrap Aspire approved for use in Canada and the US?

Yes, NovaWrap Aspire is approved for use in Canada by the Canadian Construction and Materials Center (CCMC) as an Air Barrier (CCMC 13329-R) and Sheathing Membrane (CCMC 13292-R). In the US, NovaWrap Aspire is approved by the International Code Council as a Weather Resistive Barrier (ICC-ES AC 38 ESR-2235).



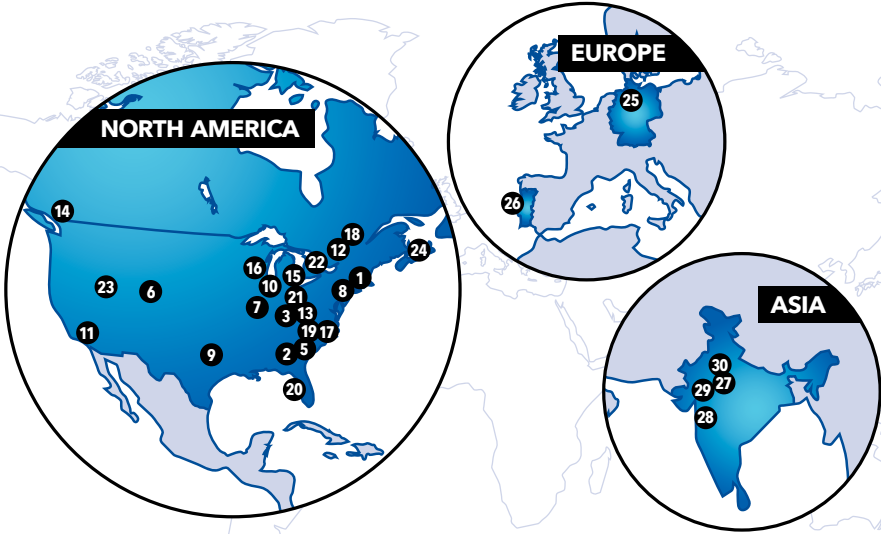
CCMC 13329-R
CCMC 13292-R

ESR-2235

Can my company name be printed on NovaWrap Aspire?

Yes, **company names and logos** can be printed on NovaWrap Aspire which offers a high profile means of advertising for the customer. Standard print rules and charges apply.





NORTH AMERICA

- 1. Ansonia, CT ■
- 2. Atlanta, GA ●
- 3. Bardstown, KY (2) ●
- 5. Blythewood, SC ●
- 6. Brighton, CO ●
- 7. Carbondale, IL ●
- 8. Carlstadt, NJ ●
- 9. Carrollton, TX ●
- 10. Chicago, IL ●
- 11. Corona, CA ●
- 12. Cornwall, ON ●

NORTH AMERICA

- 13. Danville, VA ●▲
- 14. Delta, BC ●
- 15. Marysville, MI ●
- 16. Menasha, WI ●
- 17. Midland, NC ●
- 18. Montreal, QC ★
- 19. Salisbury, NC ●
- 20. Sarasota, FL ☆
- 21. Springfield, OH ●
- 22. Toronto, ON ●
- 23. Tremonton, UT ●
- 24. Truro, NS ●

EUROPE

- 25. Flensburg, Germany ▲
- 26. Porto, Portugal ●

ASIA

- 27. Chopanki, India ●
- 28. Daman, India ●
- 29. Dahej, India ●
- 30. Karoli, India ●

- Manufacturing
- Machine Assembly
- ▲ Distribution
- ★ Corporate Headquarters
- ☆ Executive Headquarters



800-565-2000

www.itape.com | info@itape.com

